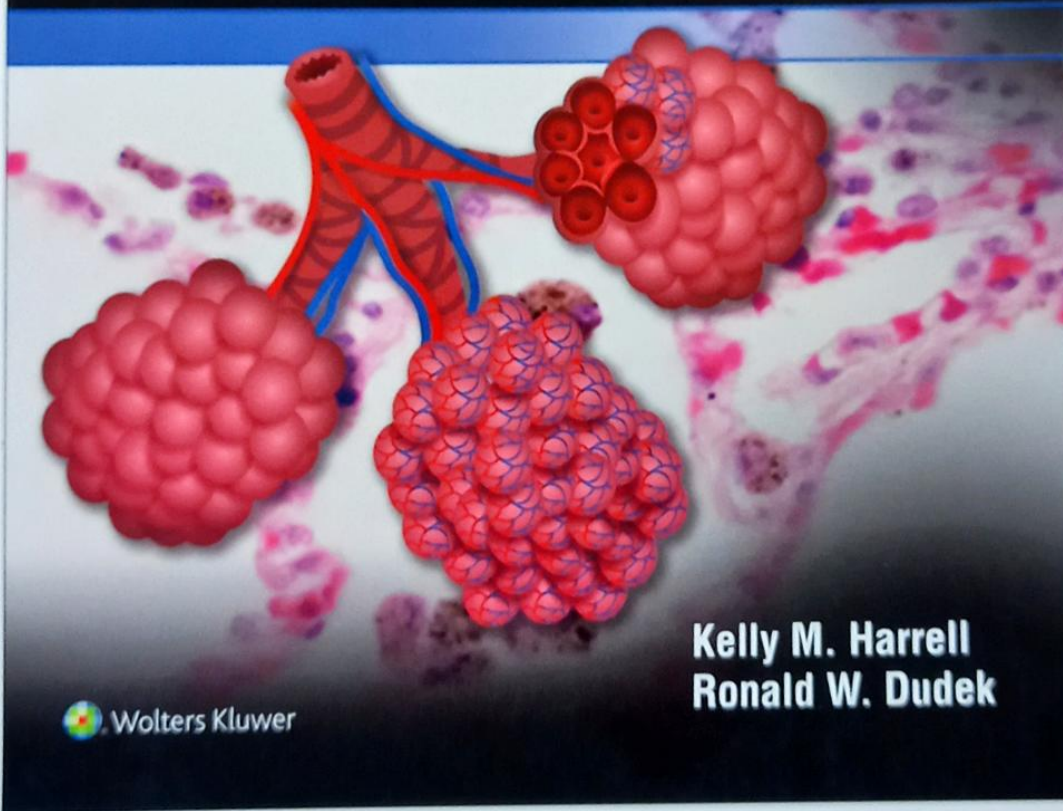


**INTERNATIONAL EDITION**

Not authorised for sale in United States, Canada, Australia, New Zealand, Puerto Rico or the U.S. Virgin Islands


**Lippincott®  
Illustrated  
Reviews**

# **Anatomy**



**Kelly M. Harrell  
Ronald W. Dudek**

 **Wolters Kluwer**

 **Wolters Kluwer**

# Lippincott® Illustrated Reviews: Anatomy

**Kelly M. Harrell, PhD, MPT**

Assistant Professor

Department of Anatomy and Cell Biology

Brody School of Medicine at East Carolina University

Greenville, North Carolina

**Ronald Dudek, PhD**

Professor Emeritus

Department of Anatomy & Cell Biology

Brody School of Medicine at East Carolina University

Greenville, North Carolina



**Wolters Kluwer**

Philadelphia • Baltimore • New York • London  
Buenos Aires • Hong Kong • Sydney • Tokyo



Not authorised for sale in United States, Canada, Australia, New Zealand, Puerto Rico, and U.S. Virgin Islands.

Acquisitions Editor: Crystal Taylor  
Product Development Editor: Kelly Horvath/Andrea Vosburgh  
Editorial Coordinator: Jeremiah Kiely  
Editorial Assistant: Brooks Phelps  
Marketing Manager: Phyllis Hitner  
Production Project Manager: Marian Bellus  
Design Coordinator: Steve Druding  
Manufacturing Coordinator: Margie Orzech  
Prepress Vendor: S4Carlisle Publishing Services

Copyright © 2019 Wolters Kluwer.

All rights reserved. This book is protected by copyright. No part of this book may be reproduced or transmitted in any form or by any means, including as photocopies or scanned-in or other electronic copies, or utilized by any information storage and retrieval system without written permission from the copyright owner, except for brief quotations embodied in critical articles and reviews. Materials appearing in this book prepared by individuals as part of their official duties as U.S. government employees are not covered by the above-mentioned copyright. To request permission, please contact Wolters Kluwer at Two Commerce Square, 2001 Market Street, Philadelphia, PA 19103, via e-mail at [permissions@lww.com](mailto:permissions@lww.com), or via our website at [shop.lww.com](http://shop.lww.com) (products and services). 9/2018

9 8 7 6 5 4 3 2 1

Printed in China

#### Library of Congress Cataloging-in-Publication Data

Names: Harrell, Kelly, author. | Dudek, Ronald W., 1950- author.  
Title: Anatomy / Kelly Harrell, Ronald Dudek.  
Other titles: Lippincott's illustrated reviews.  
Description: Philadelphia: Wolters Kluwer, [2019] | Series: Lippincott illustrated reviews | Includes bibliographical references.  
Identifiers: LCCN 2018042670 | ISBN 9781496317902  
Subjects: | MESH: Anatomy | Outlines  
Classification: LCC QP34.5 | NLM QS 18.2 | DDC 612—dc23 LC record available at <https://lccn.loc.gov/2018042670>

This work is provided "as is," and the publisher disclaims any and all warranties, express or implied, including any warranties as to accuracy, comprehensiveness, or currency of the content of this work. This work is no substitute for individual patient assessment based on health care professionals' examination of each patient and consideration of, among other things, age, weight, gender, current or prior medical conditions, medication history, laboratory data, and other factors unique to the patient. The publisher does not provide medical advice or guidance, and this work is merely a reference tool. Health care professionals, and not the publisher, are solely responsible for the use of this work, including all medical judgments, and for any resulting diagnosis and treatments.

Given continuous, rapid advances in medical science and health information, independent professional verification of medical diagnoses, indications, appropriate pharmaceutical selections and dosages, and treatment options should be made, and health care professionals should consult a variety of sources. When prescribing medication, health care professionals are advised to consult the product information sheet (the manufacturer's package insert) accompanying each drug to verify, among other things, conditions of use, warnings, and side effects and identify any changes in dosage schedule or contraindications, particularly if the medication to be administered is new, infrequently used, or has a narrow therapeutic range. To the maximum extent permitted under applicable law, no responsibility is assumed by the publisher for any injury and/or damage to persons or property, as a matter of products liability, negligence law or otherwise, or from any reference to or use by any person of this work.

[shop.lww.com](http://shop.lww.com)

# Contents

*Acknowledgments...v*

*Preface...vii*

**Chapter 1:** Anatomy Foundations...1

**Chapter 2:** Back...25

**Chapter 3:** Thorax...51

**Chapter 4:** Abdomen...112

**Chapter 5:** Pelvis and Perineum...176


**Chapter 6:** Lower Limb...243

**Chapter 7:** Upper Limb...281

**Chapter 8:** Head and Cranial Nerves...323

**Chapter 9:** Neck...413

**Figure, Table, and Box Credits...442**

**Index...449** 



Anatomy

Lippincott® Illustrated Reviews

# Anatomy

Kelly M. Harrell, PhD, MPT  
Ronald W. Dudek, PhD**Master the essentials of anatomy with ease.**


*Lippincott® Illustrated Reviews: Anatomy* provides a highly visual presentation of essential anatomic concepts and structures, accentuated by embryology and histology content. It offers all the most popular features of the bestselling *Lippincott® Illustrated Reviews* series, including abundant full-color annotated illustrations, chapter overviews, an expanded outline format, chapter summaries, and review questions that link basic science to real-life clinical situations.

- **Succinct, outline-style coverage** guides students step-by-step through essential concepts.
- **More than 500 illustrations, photographs, micrographs, and radiographic images** enrich students' understanding of anatomic structures.
- **Abundant dissection images** feature color overlays to help differentiate internal structures.
- **Clinical Applications** tie together anatomy and pathology, demonstrating how anatomic knowledge applies to diagnosing and treating commonly encountered clinical problems.
- **Study questions in USMLE board-review style** close out each chapter and help students assess their understanding and prepare for exams.
- **Additional practice questions** are available online for extra exam preparation.

Look for other fine titles in the Lippincott® Illustrated Reviews series!

*Lippincott® Illustrated Reviews: Biochemistry*  
*Lippincott® Illustrated Reviews: Cell and Molecular Biology*  
*Lippincott® Illustrated Reviews: Immunology*  
*Lippincott® Illustrated Reviews: Integrated Systems*  
*Lippincott® Illustrated Reviews: Microbiology*  
*Lippincott® Illustrated Reviews: Neuroscience*  
*Lippincott® Illustrated Reviews: Pharmacology*  
*Lippincott® Illustrated Reviews: Physiology*

With Lippincott® Illustrated Reviews, Seeing is Understanding.

 Wolters Kluwer


shop.lww.com

ISBN-13: 978-1-4963-8842-1  
ISBN-10: 1-4963-8842-9

9 781496 388421

This International Edition has been published expressly for the use of students outside of the United States, Canada, Australia, New Zealand, Puerto Rico or the U.S. Virgin Islands.

If you have purchased this book in the United States, Canada, Australia, New Zealand, Puerto Rico or the U.S. Virgin Islands, please note that this book has been imported without the authorisation of the Publisher or the Author, and is in violation of the Publisher's rights. The Publisher reserves the right to take legal action to protect its rights if importation of this book is found to violate these territorial restrictions.