




This Edition is licensed for sale only in the Philippines. Circulation of this Edition outside of the Philippines is UNAUTHORIZED AND STRICTLY PROHIBITED.

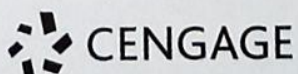
Introduction to Analytical Chemistry



Douglas A. Skoog • Donald M. West • F. James Holler • Stanley R. Crouch
Show-Chuen Chen

Introduction to Analytical Chemistry

Douglas A. Skoog
Donald M. West
F. James Holler
Stanley R. Crouch
Show-Chuen Chen



Australia • Brazil • Mexico • Singapore • United Kingdom • United States

Introduction to Analytical Chemistry

Douglas A. Skoog, Donald M. West, F. James Holler, Stanley R. Crouch and Show-Chuen Chen

Cover Image:

© sereznij/iStock

© 2020 Cengage Learning Asia Pte Ltd

This edition is reprinted for sale in the Philippines only.

ALL RIGHTS RESERVED. No part of this work covered by the copyright herein may be reproduced, transmitted, stored or used in any form or by any means graphic, electronic, or mechanical, including but not limited to photocopying, recording, scanning, digitalizing, taping, Web distribution, information networks, or information storage and retrieval systems, except as permitted under Section 107 or 108 of the 1976 United States Copyright Act, without the prior written permission of the publisher.

For product information and technology assistance, contact us at
Cengage Learning Philippines Customer Support, 632-869-9660

For permission to use material from this text or product, submit all
online requests online at **www.cengageasia.com/permissions**

Further permissions questions can be emailed to
asia.permissionrequest@cengage.com

ISBN: 978-981-48-4617-2

Cengage Learning Asia Pte Ltd

151 Lorong Chuan
#02-08 New Tech Park
Singapore 556741

Cengage Learning Asia Pte Ltd (Philippines Branch)

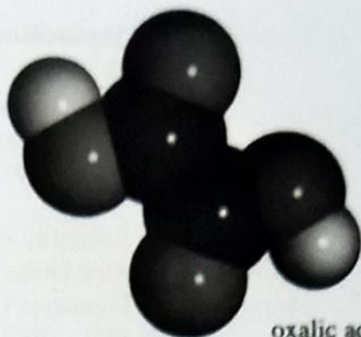
Unit 1103, 11th Corporate Center
11th Avenue, corner Triangle Drive, North Bonifacio
Bonifacio Global City, Taguig City
Philippines 1634

Cengage Learning is a leading provider of customized learning solutions with office locations around the globe, including Singapore, the United Kingdom, Australia, Mexico, Brazil and Japan. Locate your local office at **www.cengage.com/global**

Cengage Learning products are represented in Canada by Nelson Education, Ltd.

Visit our website at **www.cengageasia.com**

Brief Contents



- 1 What is Analytical Chemistry? 1

Section I The Tools of Analytical Chemistry

- 2 Important Chemical Concepts and a Basic Approach to Chemical Equilibrium 19
3 Errors, Random Errors, and Statistical Data in Chemical Analyses 59

Section II Principles and Applications of Chemical Equilibria

- 4 Gravimetric Methods of Analysis 121
5 Electrolyte Effects and Equilibrium: Calculations in Complex Systems 143
6 Titrations: Taking Advantage of Stoichiometric Reactions 181
7 Principles of Neutralization Titrations: Determining Acids, Bases, and the pH of Buffer Solutions 197
8 Titrating Polyfunctional Acids and Bases 235
9 Applying Neutralization Titrations 259
10 Complexation and Precipitation Titrations: Taking Advantage of Complexing and Precipitating Agents 275

Section III Electrochemical Methods

- 11 Elements of Electrochemistry 317
12 Electrode Potentials and Their Applications to Oxidation/Reduction Titrations 347
13 Potentiometry: Measuring Concentrations of Ions and Molecules 395

Section IV Spectrochemical Analysis

- 14 Spectroscopic Methods of Analysis and Instruments for Measuring Absorption 433
15 Applying Molecular and Atomic Spectroscopic Methods: Shedding More Light on the Subject 473

Brief contents

Section V **Separation Methods**

16	An Introduction to Analytical Separations	513
17	Chromatographic Methods and Hyphenated Techniques	541
Appendix 1	Solubility Product Constants at 25°C	577
Appendix 2	Acid Dissociation Constants at 25°C	579
Appendix 3	Formation Constants of Complex Compounds at 25°C	581
Appendix 4	Standard and Formal Electrode Potentials	583
	Selected Answers to Questions and Problems	587
	Index	601
	Web Chapters*	
18	Chemicals and Apparatus: Putting the Tools to Work	
19	Hypothesis Testing and Gross Errors	
20	A Brief Look at Some Other Electroanalytical Methods	
21	Supercritical-Fluid Chromatography, Capillary Electrophoresis, and Capillary Electrochromatography	
22	Selected Methods of Analysis	
Web Appendix 5*	Use of Exponential Numbers and Logarithms	
Web Appendix 6*	Volumetric Calculations Using Normality and Equivalent Weight	
Web Appendix 7*	Acronyms and Abbreviations of Significance in Analytical Chemistry	

Contents

Preface *xiii*

About the Authors and Adaptor *xix*

1 What is Analytical Chemistry? *1*

1A The Role of Analytical Chemistry *2*

1B Classifying Quantitative Analytical Methods *4*

1C Stepping Through a Typical Quantitative Analysis *5*

1D An Integral Role for Chemical Analysis:
Feedback Control Systems *10*

FEATURE

1-1 • Deer Kill: A Case Study Illustrating
the Use of Analytical Chemistry to Solve a
Problem in Toxicology *12*

Section 1 **The Tools of Analytical Chemistry** *17*

2 Important Chemical Concepts and a Basic Approach to Chemical Equilibrium *19*

2A Some Important Units of Measurement *19*

2B Solutions and Their Concentrations *23*

2C Chemical Stoichiometry *31*

2D The Chemical Composition of Aqueous Solutions *34*

2E Chemical Equilibrium *38*

2F Questions and Problems *55*

FEATURES

2-1 • Distinguishing between Mass and Weight *21*

2-2 • Atomic Mass Units and the Mole *22*

2-3 • Another Approach to Example 2-2 *24*

2-4 • Amphoteric Species *36*

2-5 • Stepwise and Overall Formation Constants for
Complex Ions *41*

	2-6 • Why $[H_2O]$ Does Not Appear in Equilibrium-Constant Expressions for Aqueous Solutions	41
	2-7 • Relative Strengths of Conjugate Acid/Base Pairs	47
	2-8 • The Method of Successive Approximations	51
3	Errors, Random Errors, and Statistical Data in Chemical Analyses	59
	3A Defining Terms	60
	3B Systematic Errors	64
	3C The Nature of Random Errors	71
	3D Treating Random Errors with Statistics	74
	3E The Standard Deviation of Computed Results	93
	3F Reporting Computed Data	95
	3G Confidence Limits	99
	3H Analyzing Two-Dimensional Data: The Least-Squares Method	103
	3I Questions and Problems	115
	FEATURES	
	3-1 • Flipping Coins: A Student Activity to Illustrate a Normal Distribution	75
	3-2 • How Do You Calculate Those Areas under a Curve?	78
	3-3 • The Significance of Number of Degrees of Freedom	80
	3-4 • Equation for Calculating Pooled Standard Deviations	87
Section II	Principles and Applications of Chemical Equilibria	119
4	Gravimetric Methods of Analysis	121
	4A Properties of Precipitates and Precipitating Reagents	122
	4B Drying and Ignition of Precipitates	133
	4C Calculating Results from Gravimetric Data	134
	4D Applications of Gravimetric Methods	136
	4E Questions and Problems	140
	FEATURE	
	4-1 • Specific Surface Area of Colloids	129
5	Electrolyte Effects and Equilibrium: Calculations in Complex Systems	143
	5A Effects of Electrolytes on Chemical Equilibria	143

- 5B** Activity and Activity Coefficients 146
- 5C** Equilibrium Calculations in Complex Systems: Solving Multiple-Equilibrium Problems by a Systematic Method 157
- 5D** Calculating Solubilities by the Systematic Method 162
- 5E** Separating Ions by pH Control: Sulfide Separations 168
- 5F** Questions and Problems 179

FEATURES

- 5-1 • Mean Activity Coefficients 150
- 5-2 • Algebraic Expressions Needed to Calculate the Solubility of CaC_2O_4 in Water 167
- 5-3 • Immunoassay: Equilibria in the Specific Determination of Drugs 171

6 Titrations: Taking Advantage of Stoichiometric Reactions 181

- 6A** Some General Aspects of Volumetric Titrimetry 182
- 6B** Standard Solutions 183
- 6C** Volumetric Calculations 184
- 6D** Titration Curves 192
- 6E** Questions and Problems 195

FEATURES

- 6-1 • The Factor-Label Approach to Example 6-6(a) 189
- 6-2 • How Did We Calculate the Volumes of NaOH Shown in the First Column of Table 6-1? 194

7 Principles of Neutralization Titrations: Determining Acids, Bases, and the pH of Buffer Solutions 197

- 7A** What Solutions and Indicators are Used 197
- 7B** Calculating pH in Titrations of Strong Acids and Strong Bases 201
- 7C** Buffer Solutions 208
- 7D** Calculating pH in Weak Acid Titrations 219
- 7E** Calculating pH in Titrations of Weak Bases 225
- 7F** How do Buffer Solutions Change as a Function of pH? 229
- 7G** Questions and Problems 232

FEATURES

- 7-1 • Constructing Titration Curves from the Charge-Balance Equation 206
- 7-2 • How Many Significant Figures Should We Retain in Titration Curve Calculations? 207
- 7-3 • Applying the Systematic Method to Buffer Calculations 209
- 7-4 • The Henderson-Hasselbalch Equation 210
- 7-5 • Acid Rain and the Buffer Capacity of Lakes 214
- 7-6 • Determining Dissociation Constants for Weak Acids and Weak Bases 223
- 7-7 • Determining the pK Values for Amino Acids 227

8 Titrating Polyfunctional Acids and Bases 235

- 8A Polyfunctional Acids 235
- 8B Describing Polyfunctional Bases 235
- 8C Finding the pH of Solutions of Amphoteric Salts 237
- 8D Constructing Titration Curves for Polyfunctional Acids 240
- 8E Drawing Titration Curves for Polyfunctional Bases 246
- 8F The Composition of Polyprotic Acid Solutions as a Function of pH 249
- 8G Questions and Problems 256

FEATURES

- 8-1 • Combining Equilibrium-Constant Expressions 236
- 8-2 • How was Equation 8-3 Generated? 238
- 8-3 • The Dissociation of Sulfuric Acid 246
- 8-4 • Titration Curves for Amino Acids 248
- 8-5 • A General Expression for Alpha Values 250

9 Applying Neutralization Titrations 259

- 9A Reagents for Neutralization Titrations 259
- 9B Typical Applications of Neutralization Titrations 265
- 9C Questions and Problems 272

FEATURES

- 9-1 • Determining Total Serum Protein 266
- 9-2 • Other Methods for Determining Organic Nitrogen 267

10 Complexation and Precipitation Titrations: Taking Advantage of Complexing and Precipitating Agents 275

- 10A Forming Complexes 275
- 10B Titrations with Inorganic Complexing Agents 281

- 10C** Organic Complexing Agents 289
- 10D** Titrations with Aminocarboxylic Acids 291
- 10E** Questions and Problems 312
- FEATURES**
 - 10-1 • Determination of Hydrogen Cyanide in Acrylonitrile Plant Streams 283
 - 10-2 • Species Present in a Solution of EDTA 292
 - 10-3 • EDTA as a Preservative 294
 - 10-4 • How Can Masking and Demasking Agents be Used to Enhance the Selectivity of EDTA Titrations? 311
 - 10-5 • Test Kits for Water Hardness 312

Section III **Electrochemical Methods** 315

- 11** Elements of Electrochemistry 317
 - 11A** Characterizing Oxidation/Reduction Reactions 317
 - 11B** Electrochemical Cells 321
 - 11C** Electrode Potentials 327
 - 11D** Questions and Problems 344
 - FEATURES**
 - 11-1 • Balancing Redox Equations 319
 - 11-2 • The Daniell Gravity Cell 325
 - 11-3 • Why We Cannot Measure Absolute Electrode Potentials? 330
 - 11-4 • Sign Conventions in the Older Literature 339
 - 11-5 • Why Are There Two Electrode Potentials for Br_2 in Table 11-1? 341
 - 11-6 • An Electrochemical Cell 342
- 12** Electrode Potentials and Their Applications to Oxidation/Reduction Titrations 347
 - 12A** Calculating Potentials of Electrochemical Cells 347
 - 12B** Calculating Redox Equilibrium Constants 351
 - 12C** Constructing Redox Titration Curves 356
 - 12D** Oxidation/Reduction Indicators 367
 - 12E** Potentiometric End Points 369
 - 12F** Auxiliary Oxidizing and Reducing Reagents 369
 - 12G** Applying Standard Reducing Agents 372
 - 12H** Applying Standard Oxidizing Agents 375
 - 12I** Questions and Problems 391
 - FEATURES**
 - 12-1 • Biological Redox Systems 352
 - 12-2 • Determination of Chromium Species in Water Samples 378
 - 12-3 • Antioxidants 383

13 Potentiometry: Measuring Concentrations of Ions and Molecules 395

- 13A** General Principles 395
- 13B** What Reference Electrodes are Used? 396
- 13C** Dealing with Liquid-Junction Potentials 398
- 13D** Indicator Electrodes 399
- 13E** Instruments for Measuring Cell Potential 416
- 13F** Direct Potentiometry 416
- 13G** Following Titrations by Potentiometry 422
- 13H** Questions and Problems 428

FEATURES

- 13-1 • An Easily Constructed Liquid-Membrane Ion-Selective Electrode 411
- 13-2 • Point-of-Care Testing: Blood Gases and Blood Electrolytes with Portable Instrumentation 414

Section IV **Spectrochemical Analysis 431**

14 Spectroscopic Methods of Analysis and Instruments for Measuring Absorption 433

- 14A** Light: A Particle, a Wave, or Both? 434
- 14B** How Radiation and Matter Interact 436
- 14C** Absorbing Light 440
- 14D** Instrument Components 452
- 14E** UV/Visible Photometers and Spectrophotometers 464
- 14F** Infrared Spectrophotometers 469
- 14G** Questions and Problems 470

FEATURE

- 14-1 • Why is a Red Solution Red? 449

15 Applying Molecular and Atomic Spectroscopic Methods: Shedding More Light on the Subject 473

- 15A** Applying Ultraviolet/Visible Molecular Absorption Methods 474
- 15B** Absorbing Infrared Radiation: Good Vibrations 489
- 15C** Assessing Errors in Spectrophotometry 492
- 15D** Molecular Luminescence Spectroscopy 494
- 15E** Molecular Scattering Methods 501
- 15F** Atomic Spectroscopy 502
- 15G** Questions and Problems 507

FEATURES

- 15-1 • Infrared Photometers for Routine Determination of Atmospheric Pollutants 492
- 15-2 • How is Fluorescence Related to Concentration? 497
- 15-3 • Use of Fluorescence Probes in Neurobiology: Probing the Enlightened Mind 500
- 15-4 • Mercury and Its Determination by Cold-Vapor Atomic Absorption Spectroscopy 504

Section V **Separation Methods** 511

16 An Introduction to Analytical Separations 513

- 16A** Masking 513
- 16B** Precipitation and Filtration 514
- 16C** Separating Species by Distillation 514
- 16D** Separating Solutes by Extraction 515
- 16E** Separating Ions by Ion Exchange 519
- 16F** Chromatographic Separations 521
- 16G** Sample Preparation 538
- 16H** Questions and Problems 539

FEATURES

- 16-1 • Derivation of Equation 16-2 516
- 16-2 • What is the Source of the Terms Plate and Plate Height? 533

17 Chromatographic Methods and Hyphenated Techniques 541

- 17A** Gas-Liquid Chromatography 541
- 17B** High-Performance Liquid Chromatography 557
- 17C** High-Performance Liquid-Chromatography versus Gas-Liquid Chromatography 569
- 17D** Sample Preparation for Gas-Liquid Chromatography and High-Performance Liquid-Chromatography 572
- 17E** Questions and Problems 575

FEATURES

- 17-1 • Use of Gas Chromatography/Mass Spectrometry to Identify a Drug Metabolite in Blood 553
- 17-2 • Liquid Chromatography (LC)/Mass Spectrometry (MS) and /LC/MS/MS 570

Contents

Appendix 1	Solubility Product Constants at 25°C	577
Appendix 2	Acid Dissociation Constants at 25°C	579
Appendix 3	Formation Constants of Complex Compounds at 25°C	581
Appendix 4	Standard and Formal Electrode Potentials	583
	Selected Answers to Questions and Problems	587
	Index	601

The following sections can be downloaded from:

<http://www.cengageasia.com/skoog>

Chapter 18	The Tools of Analytical Chemistry
Chapter 19	Hypothesis Testing and Gross Errors
Chapter 20	A Brief Look at Some Other Electroanalytical Methods
Chapter 21	Supercritical-Fluid Chromatography, Capillary Electrophoreses, and Capillary Electrochromatography
Chapter 22	Selected Methods of Analysis
WebAppendix 5	Use of Exponential Numbers and Logarithms
WebAppendix 6	Volumetric Calculations Using Normality and Equivalent Weight
WebAppendix 7	Acronyms and Abbreviations of Significance in Analytical Chemistry
Web Glossary	
Color Plates of Chemical Reactions	

PHILIPPINE EDITION

This Edition is licensed for sale only in the Philippines. Circulation of this Edition outside of the Philippines is UNAUTHORIZED AND STRICTLY PROHIBITED.

Distributed by:
 **C&E Publishing, Inc.**
Towards Academic and Professional Excellence
839 EDSA South Triangle, Quezon City, Philippines
Tel No. (632) 929-5088 E-mail: info@cebookshop.com
www.cebookshop.com



To learn more about Cengage Learning Solutions, visit www.cengageasia.com

ISBN 978-981-48-4617-2



9 789814 846172